

Scaled data based on original data using
LM-79-2019 Approved Method: Electrical and Photometric Measurements of Solid-
State Lighting Products

Test Report Prepared for
Cooper Lighting Solutions

Brand: STREETWORKS

Report Number: P386911

Luminaire Tested: GAW-SA2C-827-U-5NQ

Issue Date: 3/3/2020

Test Information

Test Method: LM-79-2019
Report Number: P386911
TEST IS SCALED FROM IESNA LM-79-08 TEST DATA (G2-1903-205-5)
Test Lab: INNOVATION CENTER
Issue Date: 3/3/2020
Manufacturer: COOPER LIGHTING SOLUTIONS
Product Line: STREETWORKS
Catalog Number: GAW-SA2C-827-U-5NQ
Description: GALLEON WALL LUMINAIRE
(2) 80 CRI, 2700K, 1050mA LIGHTSQUARES WITH 16 LEDS EACH AND TYPE V
NARROW OPTICS
Light Source: -
Ballast/Driver: ELECTRONIC DRIVER

Summary

Lumens per Lamp: N/A
Luminaire Lumens: 11193 lumens
Efficiency: N/A
Efficacy: 100.8 lumens/watt
Luminous Opening: Rectangular (W 1' x L: 0.5' x H: 0')
IES Classification: Type V - Short
BUG Rating: B3 - U0 - G1

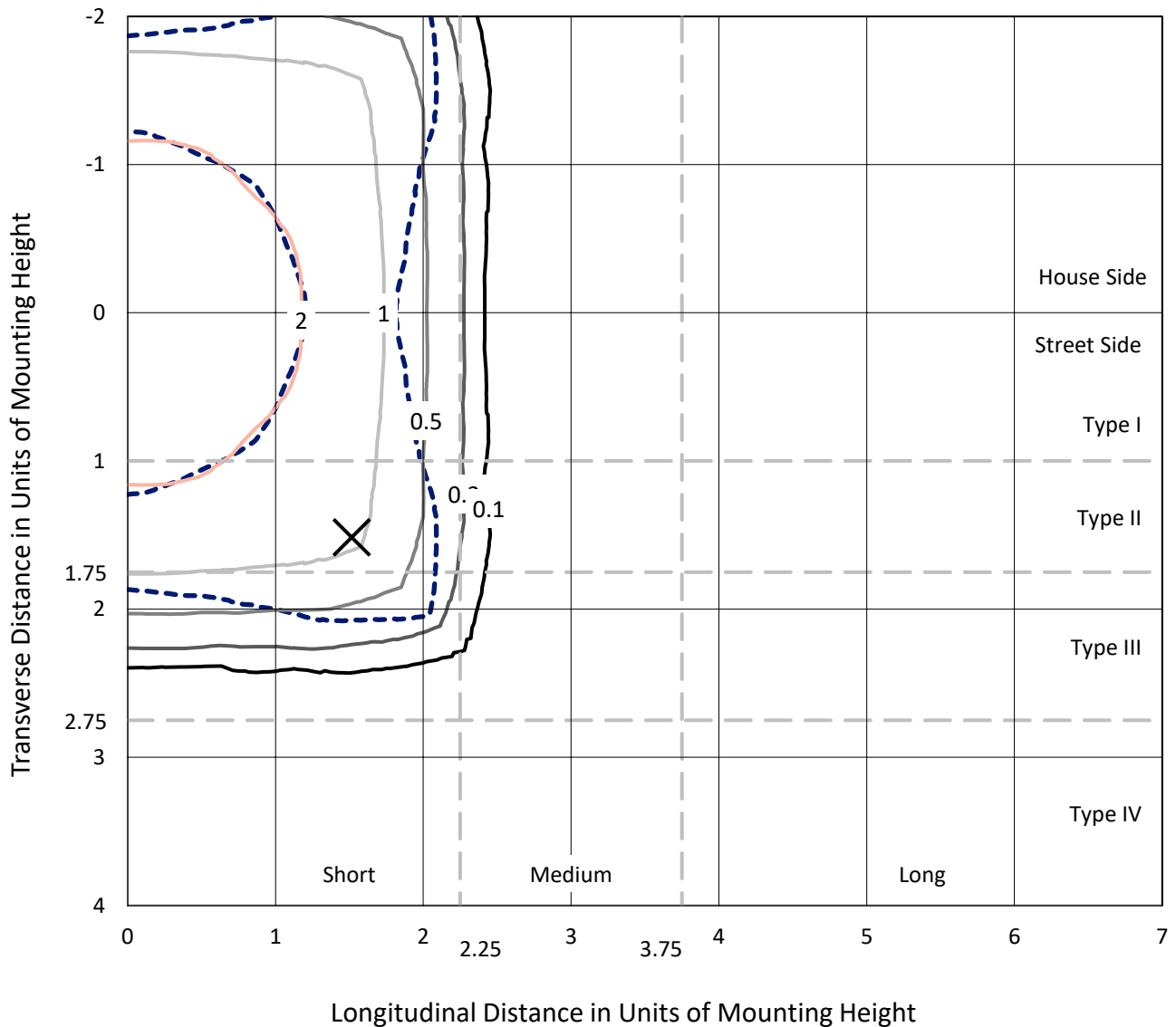
Input Watts (W): 111
Input Voltage (V): NR
Input Current (Ain): NR
Voltage Rise (V): NR
Power Factor: NR
Total Harmonic Distortion (THDi): NR
Frequency (hertz): 60
Stabilization Time: NR
Operation Time: NR
Ambient Temperature (°C): NR
Test Distance: 28.75 FT



REPORT NUMBER: P386911
 CATALOG NUMBER: GAW-SA2C-827-U-5NQ

Iso-Footcandle Lines of Horizontal Illumination

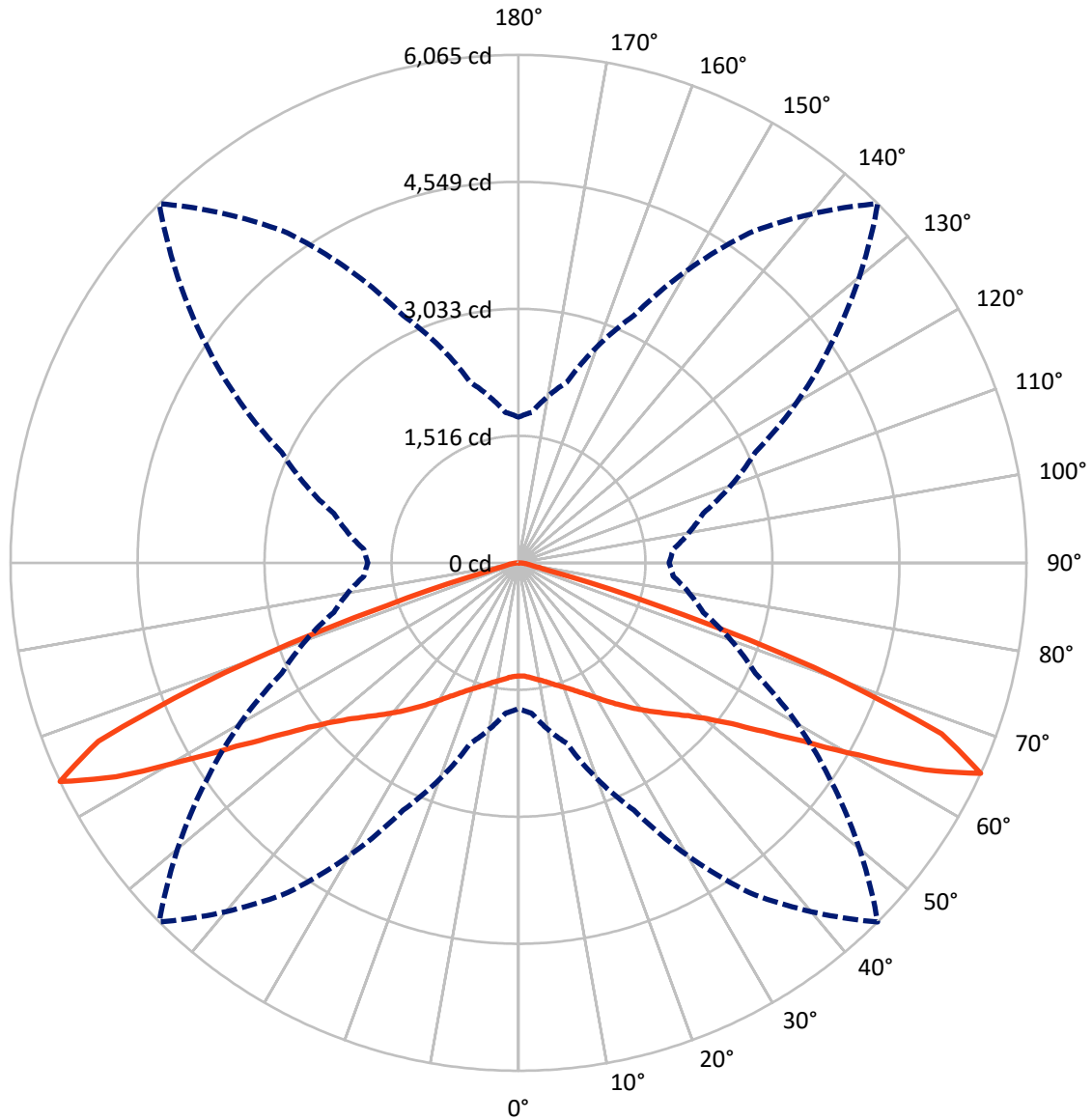
✕ Max cd
 - - - 1/2 Max cd



Based on 20 foot mounting height. Maximum calculated value = 3.4 fc
 Type V - Short - N/A

REPORT NUMBER: P386911
CATALOG NUMBER: GAW-SA2C-827-U-5NQ

Luminous Intensity Polar Plot



— Vertical Plane Through 45-Deg Lateral - - - Horizontal Cone Through 65-Deg Vertical

REPORT NUMBER: P386911
 CATALOG NUMBER: GAW-SA2C-827-U-5NQ

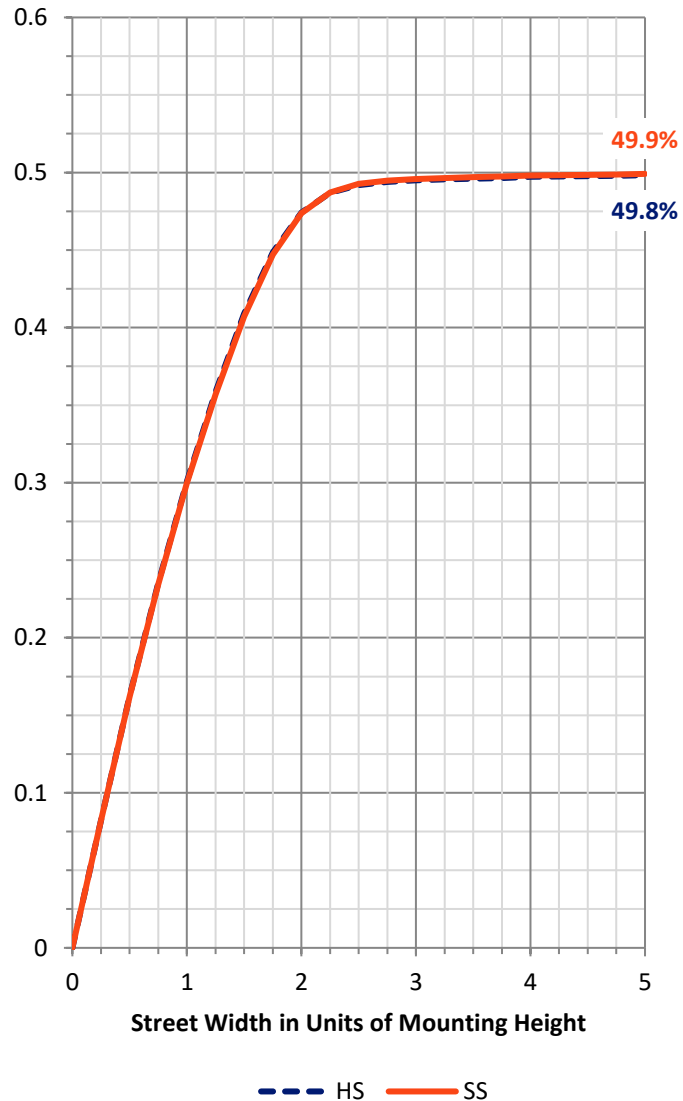
FLUX DISTRIBUTION:

		Downward	Upward	Total
House Side	Lumens	5596.5	0.0	5596.5
	% Fixture	50.0	0.0	50.0
Street Side	Lumens	5596.5	0.0	5596.5
	% Fixture	50.0	0.0	50.0
Total	Lumens	11193.0	0.0	11193.0
	% Fixture	100.0	0.0	100.0

ZONAL LUMENS:

Zone	Lumens	% Fixture
0°-10°	132.6	1.2
10°-20°	426.3	3.8
20°-30°	799.8	7.1
30°-40°	1322.7	11.8
40°-50°	2048.6	18.3
50°-60°	3142.0	28.1
60°-70°	2931.9	26.2
70°-80°	341.2	3.0
80°-90°	47.9	0.4
90°-100°	0.0	0.0
100°-110°	0.0	0.0
110°-120°	0.0	0.0
120°-130°	0.0	0.0
130°-140°	0.0	0.0
140°-150°	0.0	0.0
150°-160°	0.0	0.0
160°-170°	0.0	0.0
170°-180°	0.0	0.0
0°-90°	11193.0	100.0
0°-180°	11193.0	100.0

Coefficient of Utilization

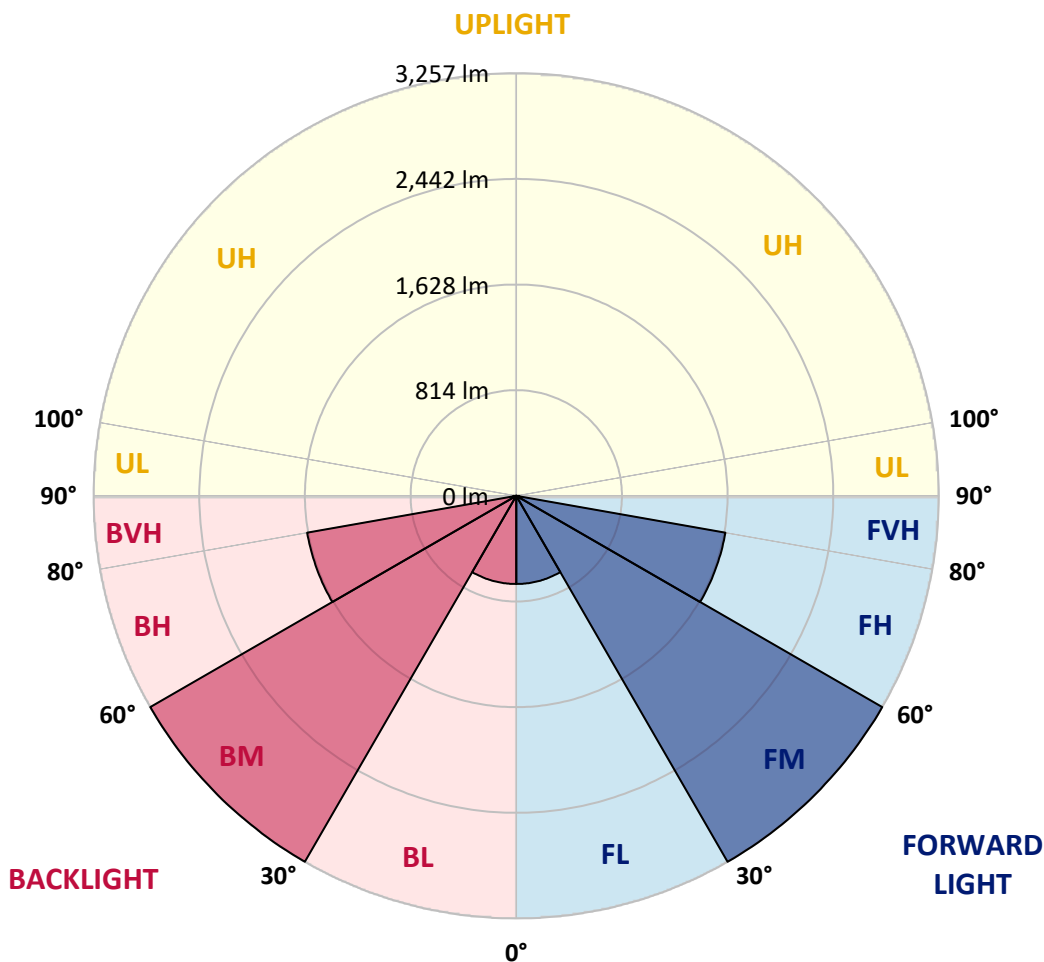


REPORT NUMBER: P386911
 CATALOG NUMBER: GAW-SA2C-827-U-5NQ

LUMINAIRE CLASSIFICATION SYSTEM LUMEN TABLE AND BUG RATING:

Zone	Lumens	% Fixture	Zone Rating/Lumen Limit		
			B	U	G
FL (0°-30°)	679.3	6.1			
FM (30°-60°)	3256.7	29.1			
FH (60°-80°)	1636.5	14.6			G1/1800
FVH (80°-90°)	24.0	0.2			G1/100
BL (0°-30°)	679.3	6.1	B2/1000		
BM (30°-60°)	3256.7	29.1	B3/5000		
BH (60°-80°)	1636.5	14.6	B3/2500		G1/1800
BVH (80°-90°)	24.0	0.2			G1/100
UL (90°-100°)	0.0	0.0		U0/0	
UH (100°-180°)	0.0	0.0		U0/0	

BUG Rating: B3-U0-G1
 Type V Short





REPORT NUMBER: P386911
 CATALOG NUMBER: GAW-SA2C-827-U-5NQ

CANDELA DISTRIBUTION (FULL):

	0°	5°	15°	25°	35°	45°	55°	65°	75°	85°	90°
0°	1351.7	1351.7	1351.7	1351.7	1351.7	1351.7	1351.7	1351.7	1351.7	1351.7	1351.7
2.5°	1356.2	1355.4	1356.2	1356.5	1354.3	1355.4	1355.0	1356.9	1357.6	1356.9	1356.9
5°	1371.8	1370.6	1372.1	1374.0	1371.0	1371.8	1370.6	1372.9	1373.6	1372.1	1373.2
7.5°	1393.3	1393.7	1395.2	1398.5	1396.7	1398.1	1395.9	1396.3	1395.9	1393.7	1394.1
10°	1416.7	1417.1	1419.7	1424.1	1424.9	1424.9	1423.4	1422.3	1420.8	1419.3	1419.7
12.5°	1445.0	1446.8	1448.7	1454.2	1454.2	1457.2	1456.5	1453.5	1450.9	1448.7	1448.7
15°	1483.2	1482.9	1485.1	1490.7	1493.3	1498.1	1498.1	1494.0	1490.7	1488.4	1487.7
17.5°	1523.4	1524.5	1526.0	1532.6	1536.7	1542.3	1543.0	1539.7	1537.5	1534.5	1532.6
20°	1570.2	1572.0	1578.0	1580.6	1584.3	1589.5	1591.3	1590.6	1588.4	1586.9	1587.3
22.5°	1624.8	1629.6	1633.3	1637.0	1641.5	1645.2	1647.1	1649.7	1647.4	1646.3	1645.6
25°	1690.9	1694.3	1701.7	1708.4	1711.4	1712.5	1714.7	1718.4	1718.0	1715.4	1715.4
27.5°	1766.0	1772.3	1781.6	1791.2	1791.2	1787.5	1795.0	1801.3	1799.0	1795.7	1791.2
30°	1857.0	1862.9	1873.7	1887.1	1880.4	1877.8	1887.8	1899.4	1896.0	1890.4	1889.7
32.5°	1955.1	1960.7	1974.8	1989.3	1980.7	1977.0	1987.8	2004.5	1998.6	1987.4	1980.7
35°	2061.4	2066.9	2087.0	2104.5	2090.0	2083.6	2092.6	2110.8	2100.4	2079.6	2074.4
37.5°	2176.9	2179.9	2205.9	2223.7	2213.7	2197.0	2208.1	2221.5	2212.6	2187.3	2177.3
40°	2296.9	2307.7	2337.8	2358.6	2341.1	2314.8	2333.3	2351.9	2338.5	2306.2	2289.1
42.5°	2437.0	2445.2	2485.3	2503.9	2475.6	2438.5	2463.7	2489.0	2475.6	2444.4	2429.6
45°	2582.6	2595.3	2643.2	2661.8	2620.9	2573.7	2604.6	2648.8	2647.7	2602.7	2587.1
47.5°	2741.3	2753.9	2811.1	2835.7	2791.5	2728.3	2771.8	2834.2	2829.7	2780.3	2767.7
50°	2924.5	2937.8	3009.2	3040.0	2998.8	2925.2	2990.6	3045.6	3037.4	2976.5	2977.6
52.5°	3154.5	3153.7	3242.5	3296.0	3253.7	3188.6	3248.8	3302.3	3268.5	3184.2	3181.6
55°	3355.8	3368.1	3478.1	3579.5	3576.9	3552.0	3576.2	3578.4	3481.8	3369.6	3355.8
57.5°	3488.1	3511.5	3666.4	3850.0	3987.5	4020.5	3973.7	3831.8	3605.5	3426.1	3404.1
60°	3406.7	3442.4	3685.8	4059.9	4464.9	4659.2	4395.1	3954.8	3509.3	3259.2	3229.5
62.5°	2857.6	2917.8	3274.1	3958.5	4875.8	5443.9	4700.5	3757.5	3126.6	2782.2	2731.3
65°	1740.3	1803.9	2233.4	3258.1	4809.3	6065.2	4561.1	3118.8	2282.1	1853.7	1798.7
67.5°	580.0	598.6	851.6	1800.9	3779.8	5449.5	3786.1	1867.0	993.2	658.4	639.1
70°	227.0	228.9	270.1	522.0	1784.9	3743.0	1969.6	531.3	282.4	223.3	228.1
72.5°	166.8	167.6	179.1	218.1	465.2	1648.9	481.9	219.2	174.3	156.4	156.4
75°	134.1	134.1	142.3	159.0	208.4	378.2	211.4	157.2	136.4	124.8	123.4
77.5°	105.9	108.1	114.4	125.2	141.2	182.1	146.4	124.5	110.0	99.2	97.0
80°	78.8	81.0	91.4	96.6	101.4	126.3	108.1	97.3	86.9	74.3	72.1
82.5°	51.6	53.9	66.9	69.9	68.7	82.5	72.8	71.7	63.9	47.9	45.7
85°	33.8	34.6	44.6	46.4	42.7	37.5	46.4	49.0	44.6	31.2	30.1
87.5°	16.0	16.0	22.7	21.2	19.3	15.6	21.2	24.9	25.3	15.2	14.9
90°	0.0	0.0	0.0	0.0	0.0	0.0	0.0	0.0	0.0	0.0	0.0

(END OF REPORT)